

Safety Instructions

USB IBIS Converter „Lynx“

Introduction

These safety instructions are part of the user manual. Read the user manual before using the product and pay attention to these safety instructions.

When selling or giving the product to third parties, always hand over these safety instructions and the user manual! They are part of the product.

Keep these safety instructions in a safe place.



Read this document online

Intended Use of this Product

This product is designed to establish a data link between a computer and **up to ten devices** with a data interface according to VDV 300 (“IBIS”).


The intended use case is testing and evaluating such devices.

This product is not intended to permanently replace an existing IBIS master device. Use of the product in motor vehicles is not permitted!

Usage Hints

Pay attention to the following instructions before and during operation of the product.

Failure to follow the instructions may lead to damage to the product, damage to connected devices, damage to surrounding objects or injuries!



Do not use the product if there is visible **damage** or **parts are missing**.

In case of damage, have the product be **repaired** by authorised personnel or **dispose of** it appropriately.



Keep the product away from **moisture**, **dirt** and **metal filings!**


Do not use the product if it is wet. Should the device have come into contact with moisture, immediately **disconnect** it from all **power sources** and let it **dry** completely before using it again.




Do not use the product when it is **freely hanging**. Always make sure the product is **mounted** properly before using it. Operating the product freely hanging can lead to **short circuits!**



Do not cover the product, not even partially. Do not let **flammable material** get near the product! The product gets warm in operation. Covering it can lead to **heat build-up** and constitutes a **fire hazard!** Do not use the product near **open flames** or **sources of heat**, e.g., radiators.




Always make sure to **connect wires cleanly**. Do not let **strands of wire stick out** of the screw terminals! Loose strands of wire can lead to **short circuits** and constitute a **fire hazard!**




Use **ferrules** to connect multi-strand wires.



Do not drop the product!



When supplying 24V externally, set the jumper JP1 to “**OFF**”!
On older models, set the sliding switch S1 to the lower position.



When not supplying 24V externally, set the jumper JP1 to “**ON**”!
On older models, set the sliding switch S1 to the upper “**ON**” position.

Safety Instructions

Do not connect the product **in parallel** with another IBIS **master device**! This can **damage** the product or the other master device!



The product contains **no user-serviceable parts**.

In case of problems, contact the manufacturer or an authorised service person.